

FLORENCE MELLY COMMUNITY PRIMARY SCHOOL

MUSIC FROM EYES TO KEY STAGE 1








IF YOU CAN DREAM IT, YOU CAN DO IT!



Music Long-Term Sequence Early Years Foundation Stage to Key Stage 1

Early Learning Goals	Key Vocabulary to be developed in EYFS	Examples of how this is achieved in Nursery	Examples of how this is achieved in Reception	Music KS1 National Curriculum
<p>ELGs Expressive Arts and Design</p> <p>Being Imaginative</p> <p>Invent, adapt and recount narratives and stories with peers and their teacher.</p> <p>Sing a range of well-known nursery rhymes and songs.</p> <p>Perform songs, rhymes, poems and stories with others, and – when appropriate – try to move in time with music.</p>	<p>Using voices voice, song, sing, sound, action, up, down, shape (of song), tune, match, pitch, melody, in tune, solo, compose</p> <p>Playing instruments loud, quiet, bang, tap, shake, softly, beater, stick, blow, speed, beat, rhythm, in time, volume, tempo</p> <p>Listening with concentration sound, music, listen, hear (and simple words to describe sounds: bang, tap, shake, loud, quiet) repeat, join in, together, phrase, perform, action songs, rhythm, respond, opinion</p> <p>Experimenting with sounds shake, tap, ring, bang, explore, body parts, instruments, create, experiment, repeated rhythm, share, group, solo, explain</p>	<p>Sing and remember entire songs including those linked to routines, topics and celebrations.</p> <p>Sing and enjoy a variety of nursery rhymes.</p> <p>Explore a variety of instruments including those they make themselves.</p> <p>Experiment with their own voices and the sounds they can make with different parts of their bodies.</p>	<p>Build an increasing repertoire of songs, nursery rhymes including those that they make up themselves.</p> <p>Share a wide range of music from different genres, celebrating different cultures and eras.</p> <p>Explore local musicians and music, linked to whole-school topics such as 'My Liverpool Home' - The Beatles for example.</p> <p>Exploring different pieces of music and using musical instruments.</p>	<p>Pupils should be taught to:</p> <ul style="list-style-type: none"> use their voices expressively and creatively by singing songs and speaking chants and rhymes. play tuned and untuned instruments musically. listen with concentration and understanding to a range of high-quality live and recorded music. experiment with, create, select and combine sounds using the interrelated dimensions of music.

Stories that could unlock this learning include:



Specific Area - Expressive Arts and Design